

The warranty of this product is valid only in Japan.

This product includes the spray cap only.
 Always use with the dedicated refill sold separately.

Keep away from fire.

Avoid open flames and smoking during use, as the mist may cause ignition.

Caution: Risk of tipping over.

When the spray cap is attached, the product may spill if tipped over. Handle with care.

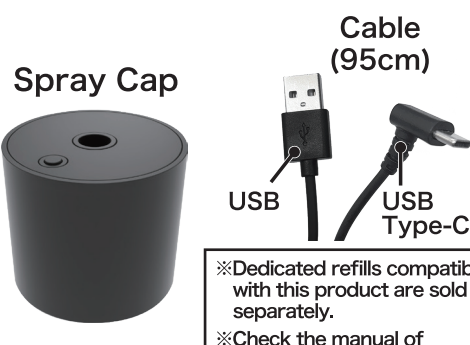
Check before purchase

Specification

- Power supply : **+DC5V 1A**
- Power consumption : **2W**
- Operating temperature range : **10~40°C**

- Avoid excessive heat, humid and direct sunlight.
- USB port with power supply of +DC5V 1A or above is required. See the manual of the audio device or the vehicle and check the spec of the USB before use.
- Compatible with cup holders with a diameter of ≥ 60 mm.
- To use this product, a refill compatible with this product sold separately is required.
- Use this product in vehicles equipped with remote engine starters or similar equipments may shorten the expiry of the scent.

CONTENTS



※Dedicated refills compatible with this product are sold separately.
 ※Check the manual of this product.

If the in-vehicle temperature is outside the operating temperature range, the product may not operate properly.

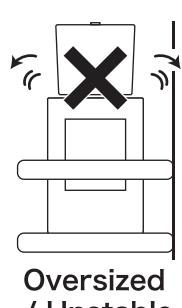
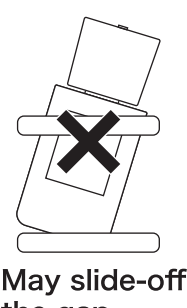
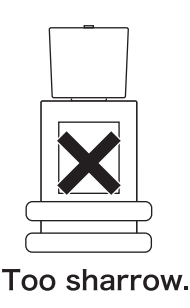

Product Specifications

UNIT (incl. Refill)

Weight approx. **340 g**
 Height approx. **135 mm**
 Diameter approx. **60 mm**

! CAUTION! Risk of tipping over or falling.

Designed only to be used in cup holders. Do not use cup holders where the product does not stable in. Check the manual of the cup holder before installing the product.



INSTRUCTION

- ①Remove the sealing cap from the refill sold separately. Do not discard the sealing cap, as it is required when moving the unit.
- ②Insert the wick and the holder supplied with the refill into the bottle.
- ③Firmly attach the spray cap.
- ④Connect the USB Type-C connector of the provided cable to the USB Type-C port on the spray cap.
- ⑤Place the product in a cup holder that keeps it stable and level at all times.
- ⑥Connect the provided cable to a USB power supply in the vehicle.

OPERATION MANUAL

Each press of the button switches between the mode/spray level. When the unit is powered on, it automatically starts in the previously used mode/spray level. Each press of the Select button on the spray cap switches between the settings as shown in ①-⑤. After one hour of continuous use, the product automatically switches to standby mode.

Product Performance

	Level 1	Level 2	Level 3	Level 4
LED pattern	Green	Pink	Blue	Red
Spraying time	2 seconds	4 seconds	4 seconds	8 seconds
Number of sprays in 60 seconds	1	1	2	2
Duration* (GWP DIFFUSER REFILL)	approx. 20 months <i>Long-lasting! Low-power mode</i>	approx. 9 months	approx. 3.5 months	approx. 1.5 months <i>Strong scent! High-power mode</i>

*Duration when used for 1 hour per day.

- For safety reasons, do not operate or handle the unit while driving.
- When the engine (motor) is turned off, spraying stops and the LED light turns off.
- In some vehicles, the unit may not turn off even when the engine, motor, or ACC is turned off.
- To completely stop the product, disconnect the cable. When disconnecting the cable, be sure to turn off the vehicle's engine first.

While a refill compatible with this product sold separately is in use.

CAUTIONS

- *For safety reasons, do not operate or handle the unit while driving.
- *Do not drink.
- *Avoid contact with skin and eyes.
- *Keep away from the fire.
- *Keep out of reach of children and pets.
- *Do not touch or insert fingers into the spray nozzle; it may cause injuries or damages to the unit.
- *If swallowed, seek medical advice immediately.
- *Avoid contact with skin and eyes. In case of contact, rinse effected area thoroughly with water.
- *If you are feeling unwell while using the product, immediately stop using the product and rest in an well-ventilated area. In case your condition is not improving, seek medical advice.
- Do not use for any purpose other than specified usage.
- Place the unit where it will not interfere with driver, air bag and safety.
- Do not place this product other than in cup holders.
- Do not place this product in cup holders have keep-warm feature.
- Keep the clearance above the unit ≥ 30 cm to avoid contact interiors and electronic devices. It may cause staining, crack or other problems.
- When using near fabric, leather, or plated surfaces, place the product in a location where the sprayed mist will not come into direct contact, as discoloration may occur.
- Do not touch the spray outlet directly.
- Do not spray directly onto the face.
- Do not expose the unit to heated air. This product does not work properly if the unit overheats.
- Do not use anything other than the dedicated refill sold separately.
- If a leak occurs, clean up immediately; otherwise the contents may cause staining, crack or other problems.
- Do not use near drinking water or food.
- Before moving the product, remove the wick and holder on a flat surface, and replace with the sealing cap.
- Do not use cables other than the provided cable.
- Do not use the provided cable for any other devices.
- When disconnecting the USB connector, do not pull on the cable.
- In case the product does not operate properly due to the nonstandardized power supply, connect to a USB port with different power supply.
- Change the installation location in case a smart key does not respond while the unit is on.
- Do not wet, lay, and drop the unit.
- Do not operate with wet hands, attempt to disassemble or modify the unit. It may damage the unit.
- Discoloration of liquid does not affect product quality and performance.
- If the unit gets dirty, wipe gently with soft cloth. If a leak occurs, wipe immediately with dry cloth.
- Duration is for reference only. Replace the refill when the fragrance fades. Durability may change due to the climate conditions.
- Due to the product structure, approximately 3-5 mm of liquid may remain. Replace the refill when the mist no longer sprays.